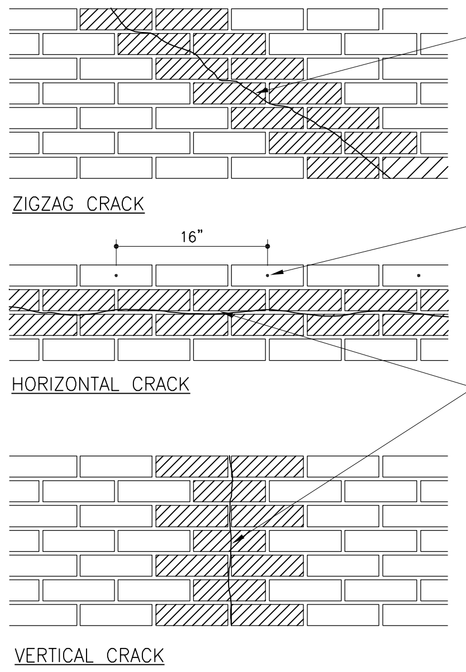

NOTES:
1. CONTRACTOR RESPONSIBLE TO BRACE EXISTING CONSTRUCTION WHEN REMOVING FACE BRICK. HELICAL TIES DO NOT COUNT AS BRACING IN A CAVITY WALL.
2. REPLACE HATCHED BRICKS TO MATCH EXIST.
3. BRICK SHALL MATCH FINISH, COLOR & DIMENSIONS OF EXIST. BRICK.
4. BRICK SHALL MATCH EXIST. BRICK BOND PATTERN.
5. AT HORIZONTAL CRACK, THE REPLACEMENT OF BRICKS SHALL BE PERFORMED IN HORIZONTAL SECTIONS OF 3'-0" EACH. SEE DTL 3/A301

1 A301 BRICK STICHING PATTERN DETAIL
SCALE: 1 1/2" = 1'-0"

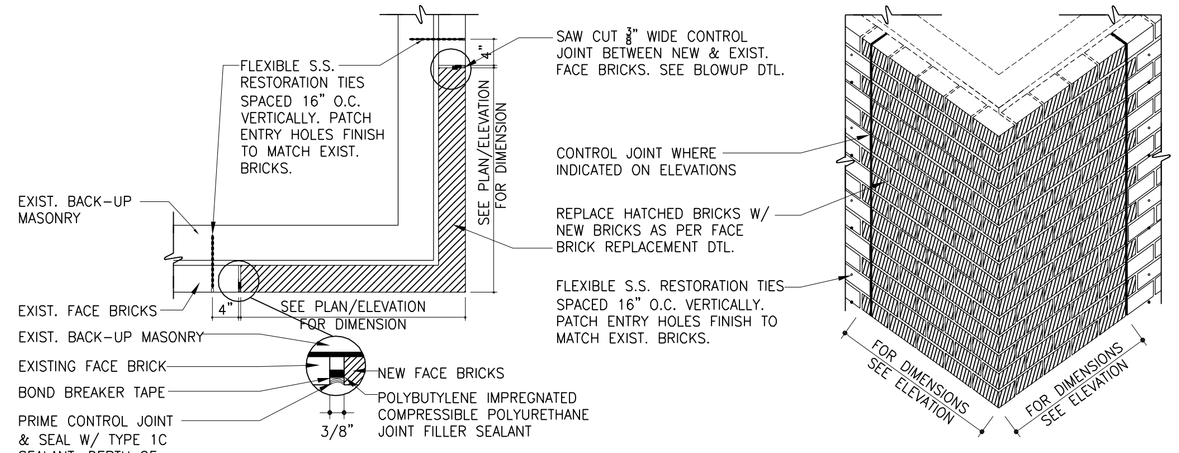

NOTE: CONTRACTOR RESPONSIBLE TO BRACE EXISTING CONSTRUCTION WHEN REMOVING FACE BRICK.

2 A301 TYP. CORNER FACE BRICK REPLACEMENT DETAIL
SCALE: 3/4" = 1'-0"

NOTES: 1. REMOVE BRICK IN 3'-0" MAX. SECTIONS HORIZ. BY 3 COURSES VERTICAL. SHORE & BRACE BRICKS ABOVE BRICKWORK TO ENSURE INTEGRITY OF BRICK FACING.
2. DETAIL IS FOR REFERENCE ONLY.

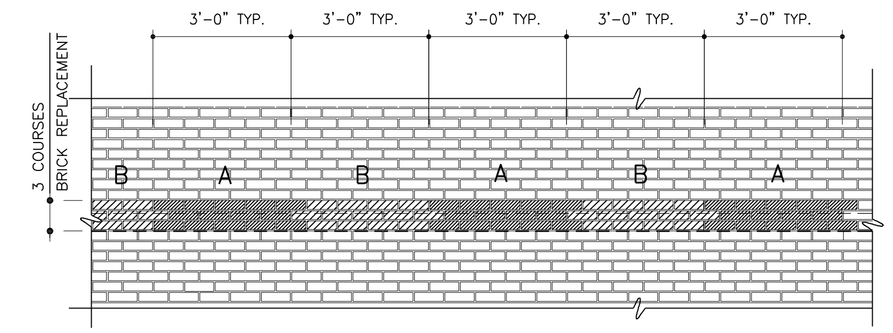

3 A301 FACE BRICK REPLACEMENT PHASING DETAIL
SCALE: 1 1/2" = 1'-0"

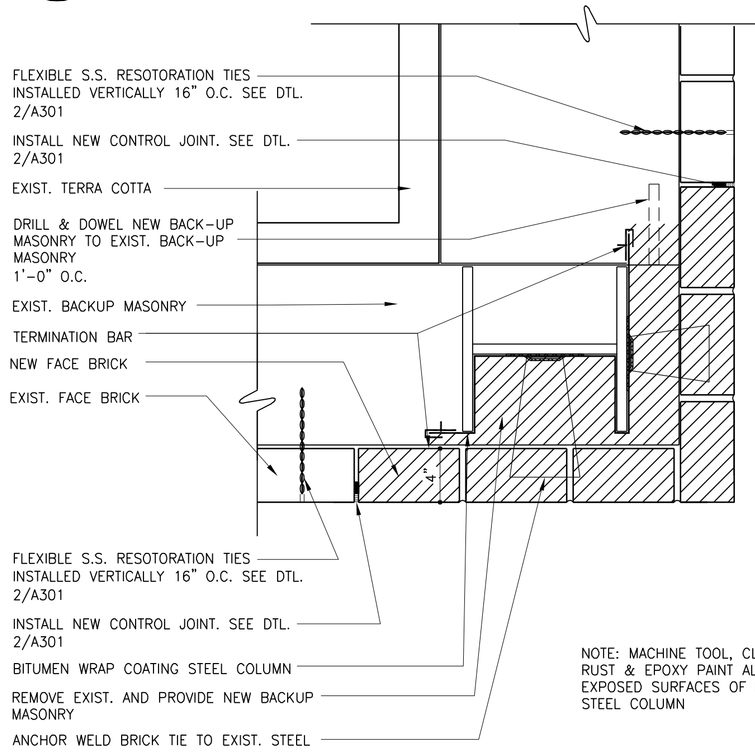

NOTE: MACHINE TOOL, CLEAN RUST & EPOXY PAINT ALL EXPOSED SURFACES OF EXIST. STEEL COLUMN

4 A301 BRICK REPLACEMENT DETAIL @ COLUMN
SCALE: 1 1/2" = 1'-0"

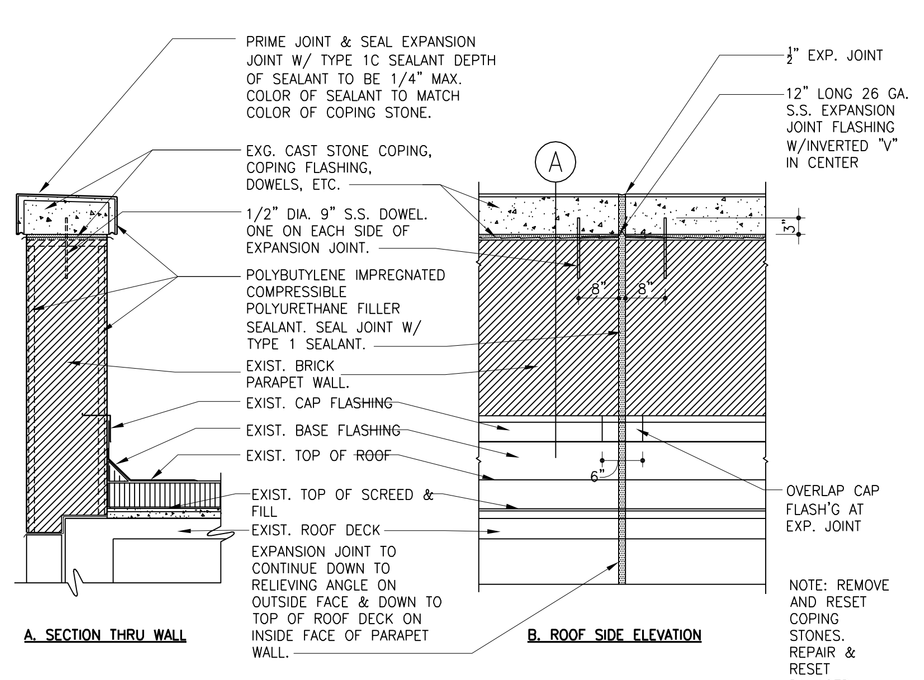

5 A301 TYP. PARAPET WALL EXPANSION JOINT DETAIL
SCALE: 3/4" = 1'-0"

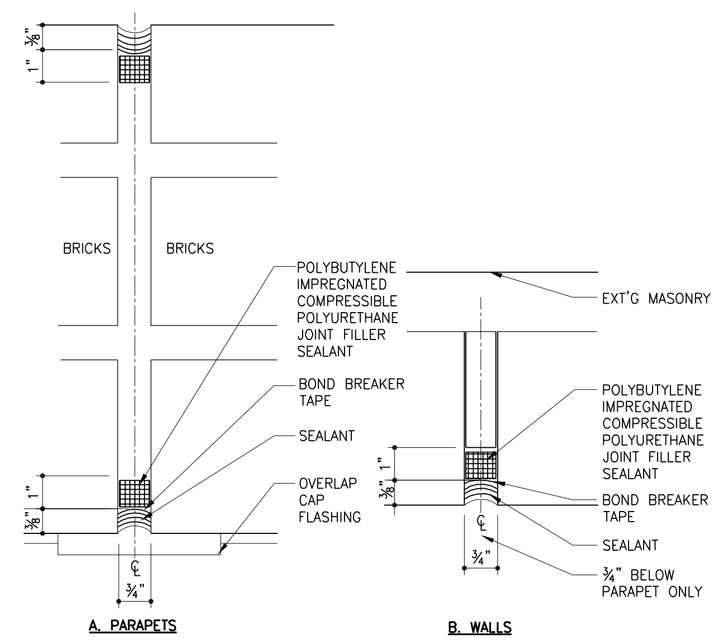

6 A301 TYP. CONTROL/EXPANSION JOINT DETAIL
SCALE: 3" = 1'-0"

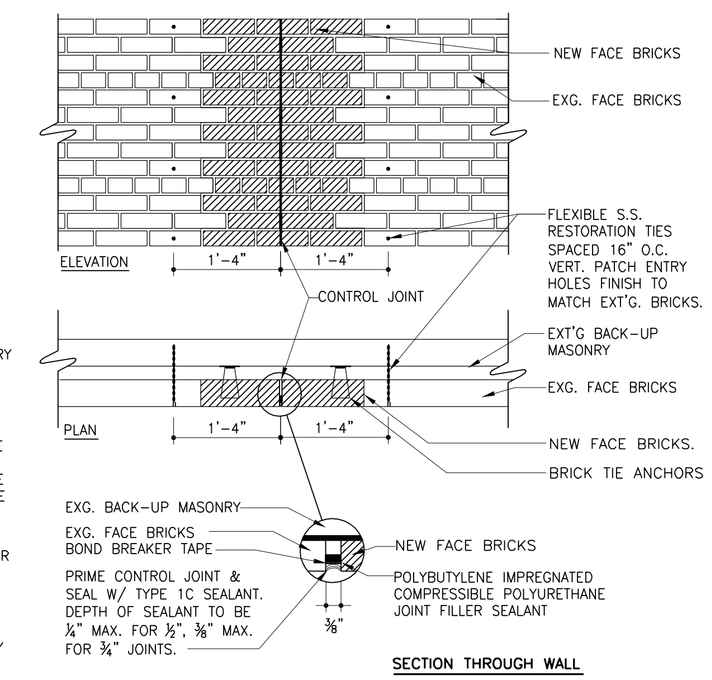

7 A301 CONTROL JOINTS FOR EXTERIOR MASONRY WALL
SCALE: 3/4" = 1'-0"

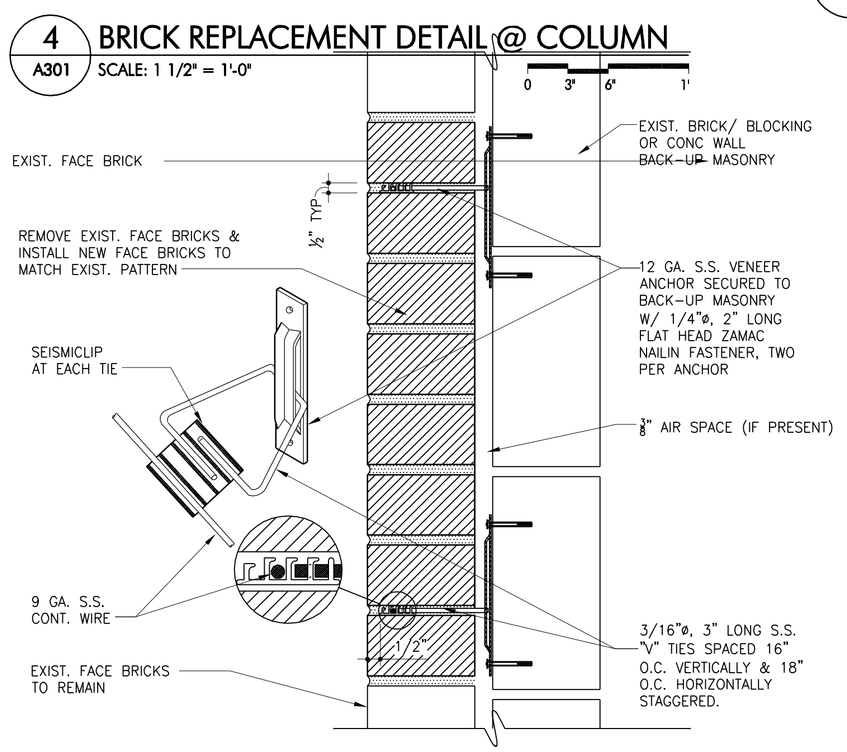

NOTE: CONTRACTOR RESPONSIBLE TO BRACE EXISTING CONSTRUCTION WHEN REMOVING FACE BRICK. DO NOT COUNT HELICAL TIES AS BRACING IN A CAVITY WALL.

8 A301 FACE BRICK REPLACEMENT
SCALE: 3" = 1'-0"

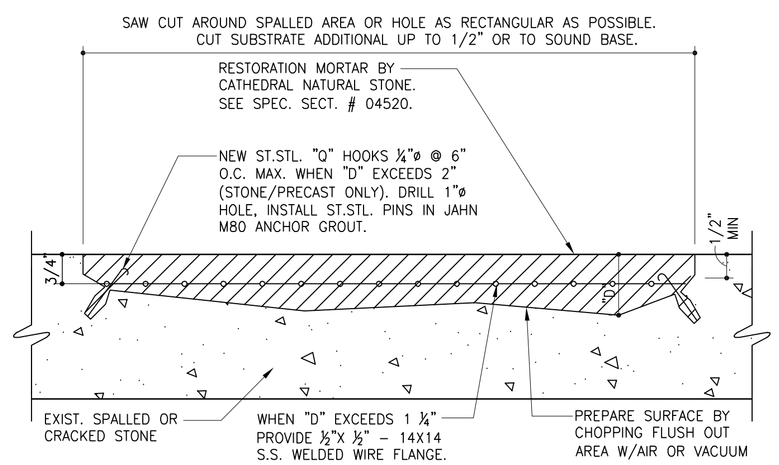

NOTES:
1. REPAIRS TO MATCH EXISTING STONE IN COLOR, SHAPE AND TEXTURE.
2. APPLY THE MORTAR MIX USING A TROWELL TO A MAXIMUM THICKNESS OF 3".
3. BUILD UP PATCHING MATERIAL SLIGHTLY ABOVE ADJACENT MASONRY SURFACE.
4. FOLLOW MANUFACTURER'S INSTRUCTIONS AND RECOMMENDATIONS.

9 A301 SPALL & CRACK REPAIR METHOD FOR STONE & TERRA COTTA
SCALE: 1 1/2" = 1'-0"

10 A301 NOT USED
SCALE: 3" = 1'-0"

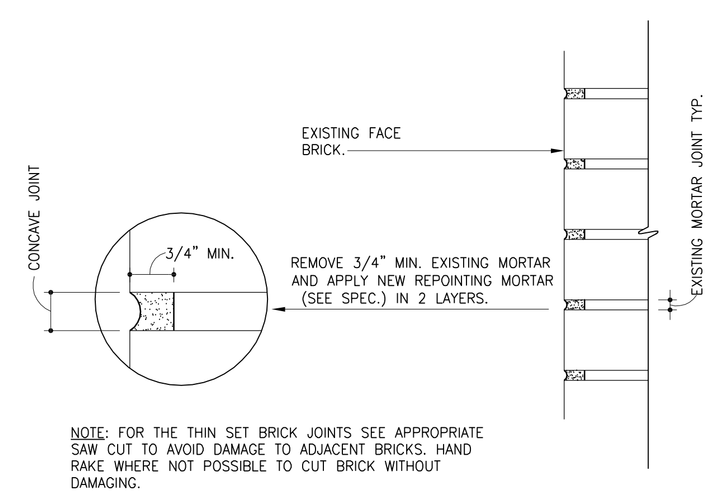

NOTE: FOR THE THIN SET BRICK JOINTS SEE APPROPRIATE SAW CUT TO AVOID DAMAGE TO ADJACENT BRICKS. HAND RAKE WHERE NOT POSSIBLE TO CUT BRICK WITHOUT DAMAGING.

SECTION VIEW

11 A301 TYPICAL REPOINTING MORTAR JOINT
SCALE: 3" = 1'-0"

100% QC SUBMISSION

NEW YORK CITY SCHOOL CONSTRUCTION AUTHORITY

Sharon L. Greenberger, MCP, President and CEO

Board of Trustees
Chancellor Joel I. Klein, Chairman
Stanley E. Grayson, Trustee
Lilliam Barrois-Paoli, Trustee

Architecture & Engineering
E. Bruce Barrett, R.A., Vice President
Elan R. Abneri, P.E., Director of Design Studio 1
Stanley Dahir, Director of Design Studio 2
Maria A. Gomez, P.E., Director of Design Studio 3
George D. Roussey, P.E., Director of Technical Standards & Support Studio
Beatriz Castano, Director of Operations Support

GoshowArchitects
36 West 25th Street, 16 Fl / New York, NY 10010
P 212.242.3735 / F 212.242.7460

LAWLESS & MANGIONE
ARCHITECTS & ENGINEERS
480 NORTH BROADWAY YONKERS N.Y. 10701
(914) 423-8844 (212) 475-0870
FAX (914) 423-8981

WSP CANTOR SEINUK
STRUCTURAL ENGINEERS
228 EAST 45TH STREET NEW YORK, NEW YORK 10017
TEL. 212-687-9888 FAX. 646-487-5501 WWW.CANTORSEINUK.COM

No.	Revision	Date

Key Plan:

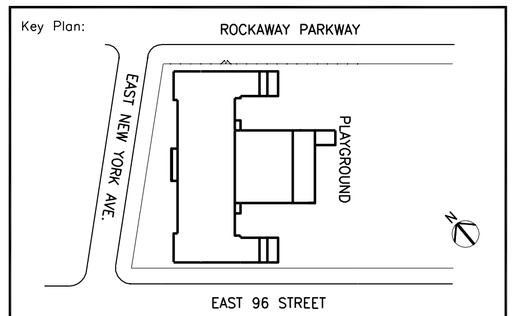

Block #: 2345 Lot #: 1

SCA Design Manager	S CROCIATA
Project Architect:	S OSHUNRINDE
Designed by:	R HIGGINS
Drawn by:	T CULLEY, S GRISWOLD
Checked by:	R HIGGINS
GA Project No.:	200817.00

Design No.:	Facility Code:	Date:
D# 012259	K 189	12 / 29/ 2008

Project: P.S. 189 LINCOLN TERRACE PARPAPETS, EXTERIOR MASONRY

Address: 1100 EAST NEW YORK AVE BROOKLYN, NY 11212

Drawing Title: TYPICAL MASONRY DETAILS

Drawing No.: A301

Sheets in Contract: 12 of 18